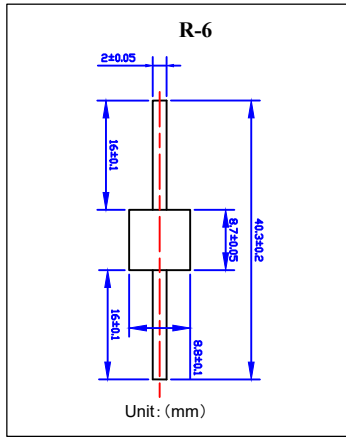




40SQ045

肖特基二极管
反向电压 45V
正向电流 25A

Schottky Barrier Reifier
Reverse Voltage 45 V
Forward Current 40 A



特征 Features

- 大电流承受能力。High Current Capability
- 正向压降低。Low Forward Voltage Drop
- 低功耗高效率。Low Power Loss, High Efficiency

机械数据 Mechanical Data

- 封装: 塑料封装 Case: Molded Plastic
- 极性: 标记模压或印于本体 Polarity: Symbols molded or marked on body
- 安装位置: 任意 Mounting Position: Any
- 重量: 2.00 克 Weight: 2.00Grams

极限值和温度特性 TA = 25°C 除非另有规定。

Maximum Ratings & Thermal Characteristics Ratings at 25°C ambient temperature unless otherwise specified.

	符号 Symbols	40SQ045	单位 Unit
最大可重复峰值反向电压 Maximum repetitive peak reverse voltage	V_{RRM}	45	V
最大均方根电压 Maximum RMS voltage	V_{RMS}	32	V
最大直流阻断电压 Maximum DC blocking voltage	V_{DC}	45	V
最大正向平均整流电流 Maximum average forward reified current	$I_{F(AV)}$	40	A
峰值正向浪涌电流 8.3ms单一正弦半波 Peak forward surge current 8.3 ms single half sine-wave	I_{FSM}	380	A
典型热阻 Typical thermal resistance	$R_{\theta Jc}$	2.0	°C/W
工作结温和存储温度 Operating junion and storage temperature range	T_j, T_{STG}	-55 --- +200	°C

电特性 TA = 25°C 除非另有规定。

Electrical Characteristics Ratings at 25°C ambient temperature unless otherwise specified.

	符号 Symbols	40SQ045	单位 Unit
最大正向电压 Maximum forward voltage $I_F = 25A$	V_F	0.55	V
最大反向电流 Maximum reverse current $TA = 25^\circ C$ $TA = 100^\circ C$	I_R	0.3 30	mA
典型结电容 $V_R = 4.0V, f = 1MHz$ Type junion capacitance	C_j	400	pF

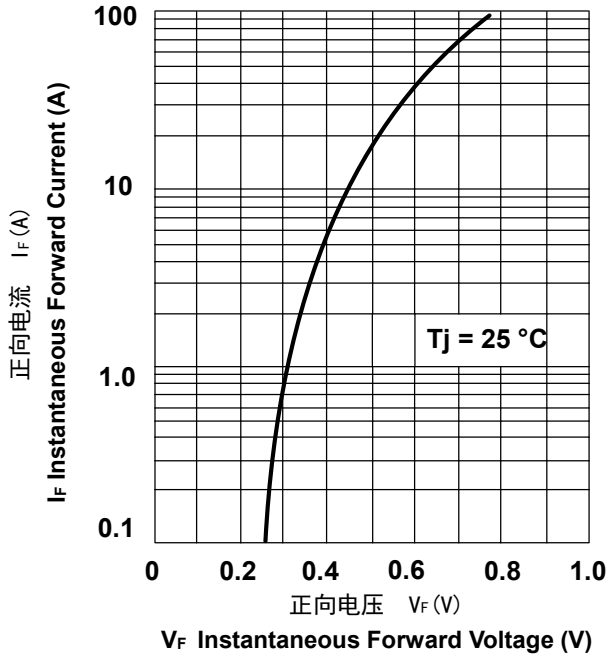
备注: 芯片尺寸: 150mil

NOTE: The chip size is 150 mil.

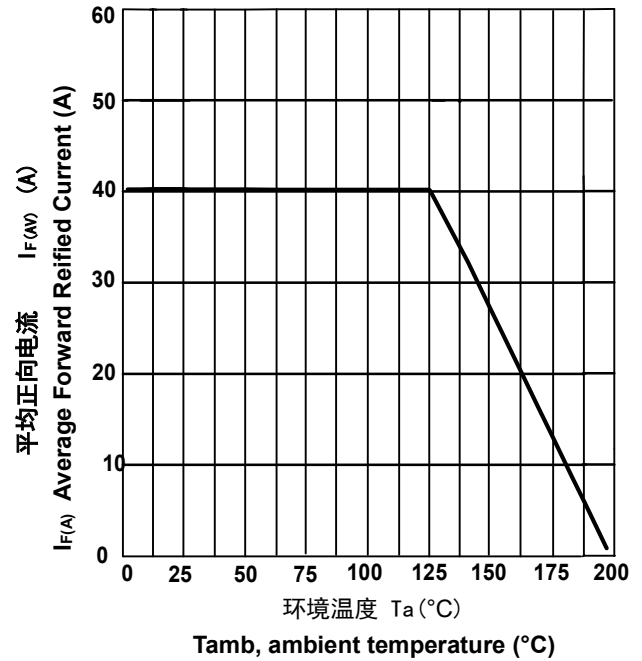


特性曲线 Characteristic Curves

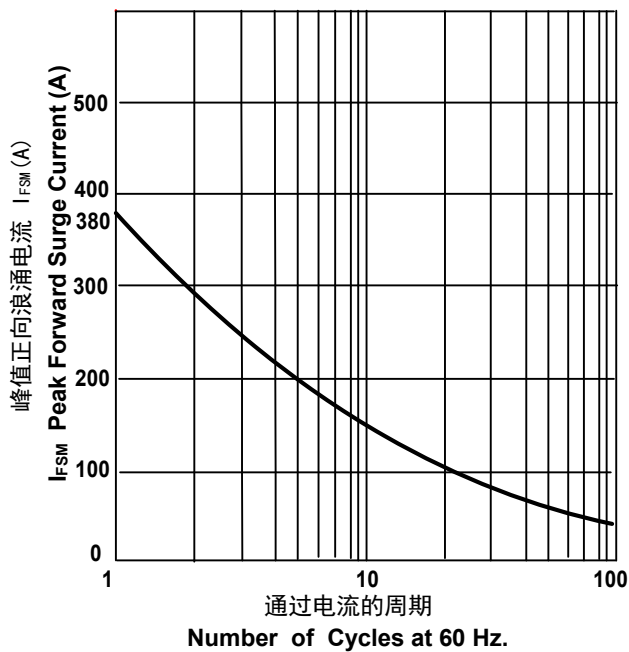
正向特性曲线 (典型值)
TYPICAL FORWARD CHARACTERISTIC



正向电流降额曲线
FORWARD CURRENT DERATING CURVE



浪涌特性曲线 (最大值)
MAXIMUM NON REPETITIVE
PEAK FORWARD SURGE CURRENT



反向电流特性曲线
MAXIMUM NON REPETITIVE SURGE CURRENT

