



BY296 THRU BY299

FAST RECOVERY RECTIFIERS

Reverse Voltage - 100 to 800 Volts Forward Current - 2.0 Amperes

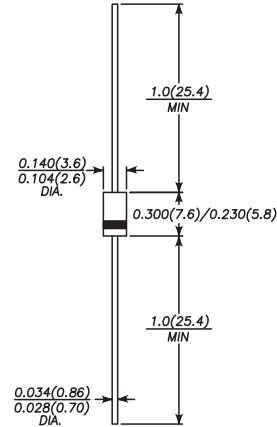
FEATURES

The plastic package carries Underwriters Laboratory
Flammability Classification 94V-0
Fast switching for high efficiency
Low reverse leakage
High forward surge current capability
High temperature soldering guaranteed:
260°C/10 seconds, 0.375" (9.5mm) lead length,
5 lbs. (2.3kg) tension

MECHANICAL DATA

Case: JEDEC DO-15 molded plastic body
Terminals: Plated axial leads, solderable per MIL-STD-750,
Method 2026
Polarity: Color band denotes cathode end
Mounting Position: Any
Weight: 0.014 ounce, 0.40 grams

DO-15



Dimensions in inches and (millimeters)

MAXIMUM RATINGS AND ELECTRICAL CHARACTERISTICS

Ratings at 25°C ambient temperature unless otherwise specified.
Single phase half-wave 60Hz, resistive or inductive load, for capacitive load current derate by 20%.

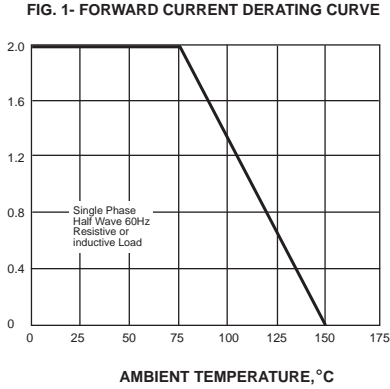
	SYMBOLS	BY296	BY297	BY298	BY299	UNITS
Maximum repetitive peak reverse voltage	V_{RRM}	100	200	400	800	V
Maximum RMS voltage	V_{RMS}	70	140	280	560	V
Maximum DC blocking voltage	V_{DC}	100	200	400	800	V
Maximum average forward rectified current 0.375" (9.5mm) lead length at $T_A=75^\circ\text{C}$	$I_{(AV)}$	2.0				A
Peak forward surge current 8.3ms single half sine-wave superimposed on rated load (JEDEC Method)	I_{FSM}	70.0				A
Maximum instantaneous forward voltage at 2.0A	V_F	1.3				V
Maximum DC reverse current $T_A=25^\circ\text{C}$ at rated DC blocking voltage $T_A=100^\circ\text{C}$	I_R	5.0 100.0				μA
Maximum reverse recovery time (NOTE 1)	t_{rr}	500				ns
Typical junction capacitance (NOTE 2)	C_J	40.0				pF
Typical thermal resistance (NOTE 3)	$R_{\theta JA}$	40.0				$^\circ\text{C/W}$
Operating junction and storage temperature range	T_J, T_{STG}	-55 to +150				$^\circ\text{C}$

Note: 1.Reverse recovery condition $I_F=0.5\text{A}, I_R=1.0\text{A}, I_{rr}=0.25\text{A}$
2.Measured at 1MHz and applied reverse voltage of 4.0V D.C.
3.Thermal resistance from junction to ambient at 0.375" (9.5mm) lead length, P.C.B. mounted

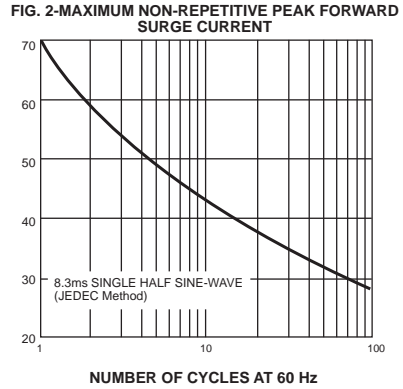


RATINGS AND CHARACTERISTIC CURVES BY296 THRU BY299

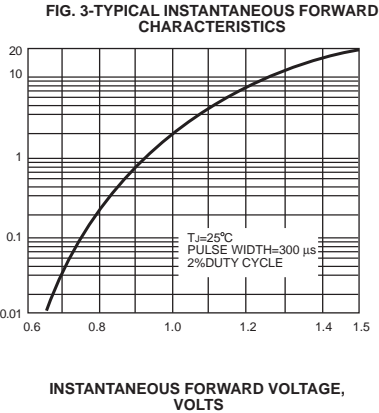
AVERAGE FORWARD RECTIFIED CURRENT, AMPERES



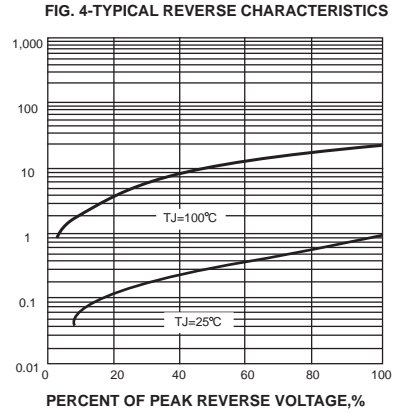
PEAK FORWARD SURGE CURRENT, AMPERES



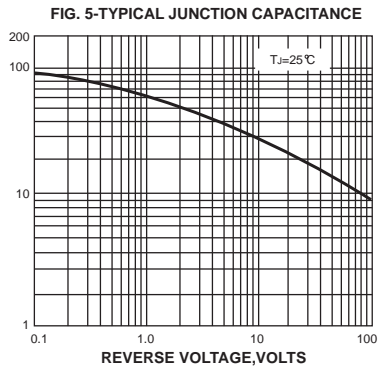
INSTANTANEOUS FORWARD CURRENT, AMPERES



INSTANTANEOUS REVERSE CURRENT, MICROAMPERES



JUNCTION CAPACITANCE, pF



TRANSIENT THERMAL IMPEDANCE, °C/W

