



SS32 THRU SS320

SURFACE MOUNT SCHOTTKY BARRIER RECTIFIER

Reverse Voltage - 20 to 200 Volts Forward Current - 3.0 Amperes

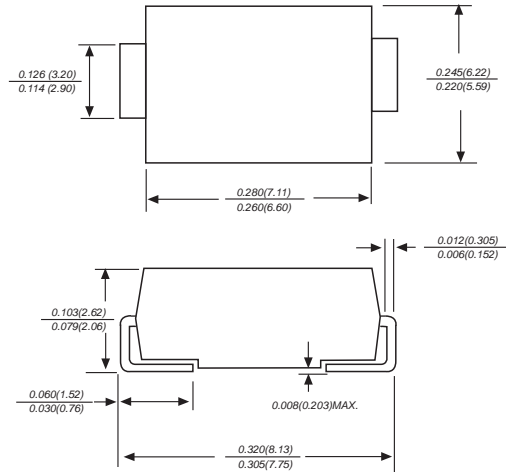
FEATURES

The plastic package carries Underwriters Laboratory
 Flammability Classification 94V-0
 For surface mounted applications
 Low reverse leakage
 Built-in strain relief, ideal for automated placement
 High forward surge current capability
 High temperature soldering guaranteed:
 250°C/10 seconds at terminals

MECHANICAL DATA

Case: JEDEC DO-214AB molded plastic body
Terminals: Solder plated, solderable per MIL-STD-750,
 Method 2026
Polarity: Color band denotes cathode end
Mounting Position: Any
Weight: 0.007 ounce, 0.25grams

DO-214AB



Dimensions in inches and (millimeters)

MAXIMUM RATINGS AND ELECTRICAL CHARACTERISTICS

Ratings at 25°C ambient temperature unless otherwise specified.
 Single phase half-wave 60Hz, resistive or inductive load, for capacitive load current derate by 20%.

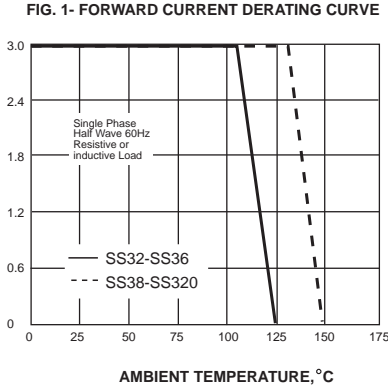
	SYMBOLS	SS32	SS33	SS34	SS35	SS36	SS38	SS310	SS315	SS320	UNITS	
Maximum repetitive peak reverse voltage	V_{RRM}	20	30	40	50	60	80	100	150	200	VOLTS	
Maximum RMS voltage	V_{RMS}	14	21	28	35	42	56	70	105	150	VOLTS	
Maximum DC blocking voltage	V_{DC}	20	30	40	50	60	80	100	150	200	VOLTS	
Maximum average forward rectified current at T _L (see fig.1)	$I_{(AV)}$	3.0									Amps	
Peak forward surge current 8.3ms single half sine-wave superimposed on rated load (JEDEC Method)	I_{FSM}	80.0									Amps	
Maximum instantaneous forward voltage at 3.0A	V_F	0.55			0.70		0.85	0.95			Volts	
Maximum DC reverse current at rated DC blocking voltage	I_R	0.5			0.2		2.0			mA		
Typical junction capacitance (NOTE 1)	C_J	500			300						pF	
Typical thermal resistance (NOTE 2)	$R_{\theta JA}$	55.0									°C/W	
Operating junction temperature range	T_J	-55 to +125					-55 to +150					°C
Storage temperature range	T_{STG}	-55 to +150									°C	

Note: 1. Measured at 1MHz and applied reverse voltage of 4.0V D.C.
 2. P.C.B. mounted with 0.2x0.2" (5.0x5.0mm) copper pad areas

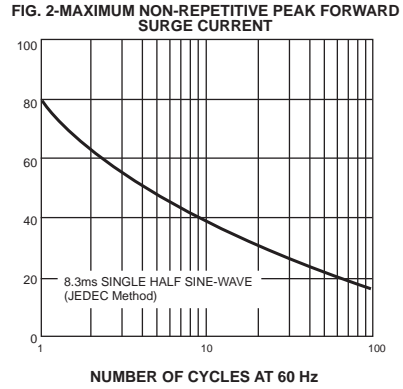


RATINGS AND CHARACTERISTIC CURVES SS32 THRU SS320

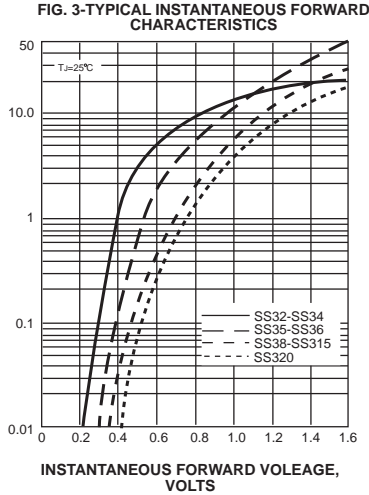
AVERAGE FORWARD RECTIFIED CURRENT, AMPERES



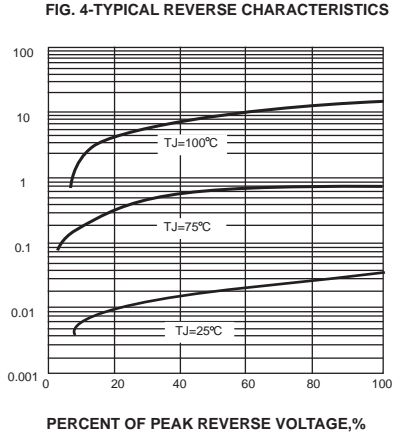
PEAK FORWARD SURGE CURRENT, AMPERES



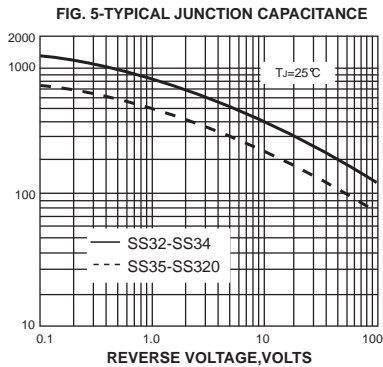
INSTANTANEOUS FORWARD CURRENT, AMPERES



INSTANTANEOUS REVERSE CURRENT, MILLIAMPERES



JUNCTION CAPACITANCE, pF



TRANSIENT THERMAL IMPEDANCE, °C/W

