



MUR2020F THRU MUR2060F

SUPER FAST RECTIFIERS

Reverse Voltage - 200 to 600 Volts Forward Current - 20.0 Amperes

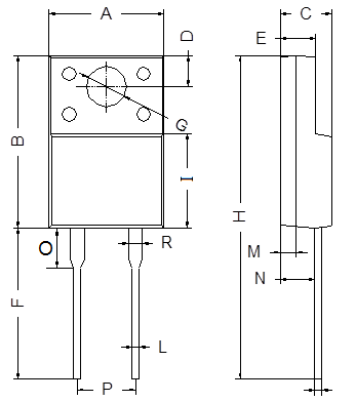
FEATURES

- Low cost.
- Low leakage.
- Low forward voltage drop.
- High current capability.
- Easily cleaned with Alcohol, Isopropanol and Similar solvents.
- The plastic material carries U/L recognition 94V-0

MECHANICAL DATA

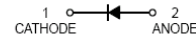
- Case: TO-220F-2L
- Molding Compound: UL Flammability Classification Rating 94V-0
- Terminals: Matte tin-plated leads; solderability-per MIL-STD-202, Method 208

TO-220F-2L



TO-220F-2L		
Dim	Min	Max
A	9.80	10.30
B	15.20	15.80
C	4.37	4.77
D	2.90	3.30
E	2.50	2.90
F	12.90	13.50
G	3.10	3.30
H	28.40	29.16
I	8.40	9.10
J	0.35	0.58
L	0.68	0.94
M	1.30	1.50
N	2.40	2.60
O	2.60	3.10
P	4.98	5.18
R	1.10	1.32

All Dimensions in mm

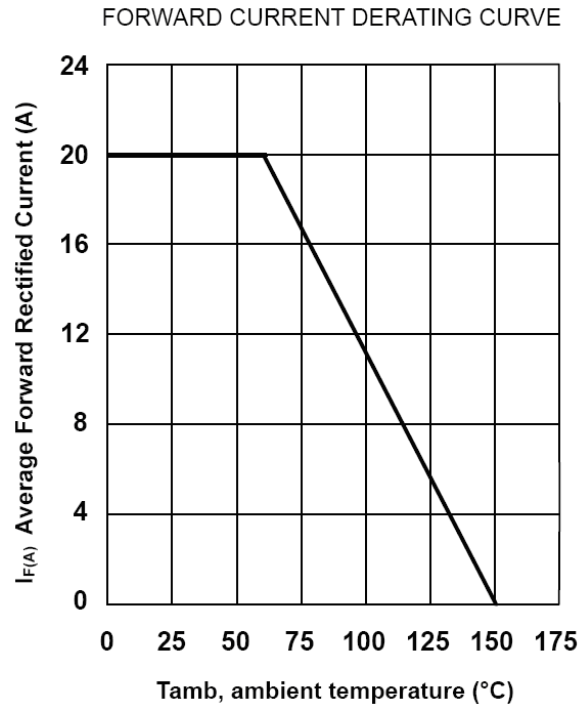
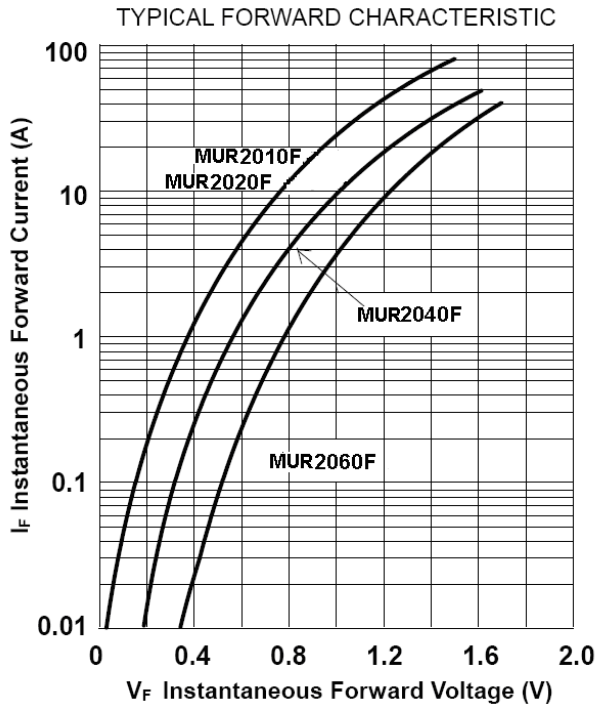


MAXIMUM RATING operating temperature range applies unless otherwise specified

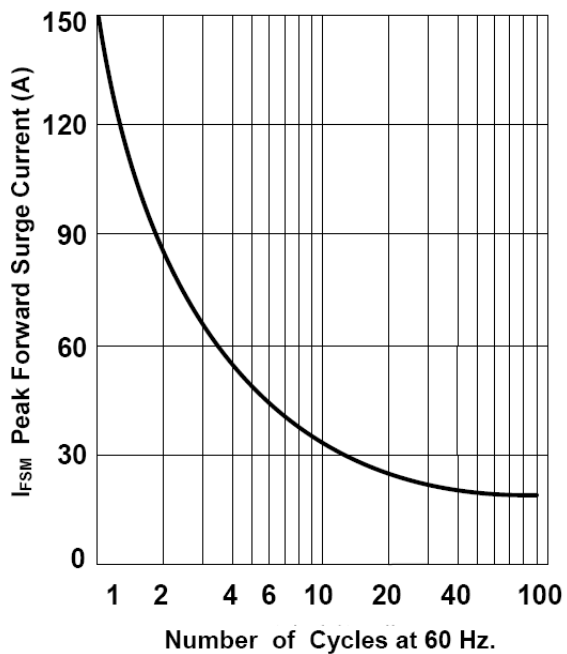
Symbol	Parameter	MUR2020F	MUR2040F	MUR2060F	Unit
V_{RRM}	Reverse Peak Reverse Voltage	200	400	600	V
V_{RMS}	RMS Voltage	140	280	420	V
V_{DC}	DC Blocking Voltage	200	400	600	V
$I_{F(AV)}$	Average Forward Rectified Current @ $T_A=100^\circ C$	20.0			A
I_{FSM}	Peak Forward Surge Current 8.3ms Single Half-sine-wave superimposed on Rsted Load	150			A
I_R	Reverse Current $V_R=V_{RRM}, T_A=25^\circ C$ $V_R=V_{RRM}, T_A=150^\circ C$	10 500			μA
V_F	Forward Voltage $I_F=20A$	0.98	1.30	1.50	V
t_{rr}	Reverse Recovery Time $I_F=0.5A, I_R=1A, I_{rr}=0.25A$	25	50		ns
$R_{\theta JA}$	Typical Thermal Resistance	3.0	2.0		$^\circ C/W$
$T_J T_{stg}$	Operating Junction and Storage Temperature Range	-55 to +150			$^\circ C$



TYPICAL CHARACTERISTICS @ Ta=25°C unless otherwise specified



**MAXIMUM NON REPETITIVE
PEAK FORWARD SURGE CURRENT**



PACKAGE OUTLINE

Plastic surface mounted package

ITO-220AC

