



MUR220 THRU MUR260

ULTRA FAST RECTIFIER

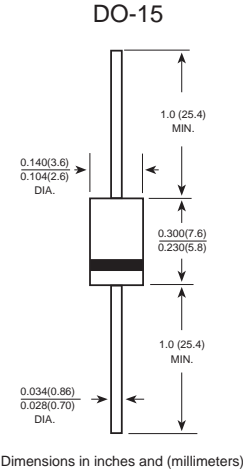
Reverse Voltage - 200 to 600 Volts Forward Current -2.0 Ampere

FEATURES

The plastic package carries Underwriters Laboratory
Flammability Classification 94V-0
Ultra fast switching for high efficiency
Low reverse leakage
High forward surge current capability
High temperature soldering guaranteed:
260°C/10 seconds, 0.375" (9.5mm) lead length,
5 lbs. (2.3kg) tension

MECHANICAL DATA

Case: JEDEC DO-15 molded plastic body over passivated chip
Terminals: Plated axial leads, solderable per MIL-STD-750,
Method 2026
Polarity: Color band denotes cathode end
Mounting Position: Any
Weight: 0.014 ounce, 0.40 grams



MAXIMUM RATINGS AND ELECTRICAL CHARACTERISTICS

Ratings at 25°C ambient temperature unless otherwise specified.
Single phase half-wave 60Hz, resistive or inductive load, for capacitive load current derate by 20%.

	SYMBOLS	MUR220	MUR240	MUR260	UNITS
Maximum repetitive peak reverse voltage	V_{RRM}	200	400	600	VOLTS
Maximum RMS voltage	V_{RMS}	140	280	420	VOLTS
Maximum DC blocking voltage	V_{DC}	200	400	600	VOLTS
Maximum average forward rectified current 0.375" (9.5mm) lead length	$I_{(AV)}$	2.0			Amps
Peak forward surge current 8.3ms single half sine-wave superimposed on rated load (JEDEC Method)	I_{FSM}	35			Amps
Maximum instantaneous forward voltage at 2.0A	V_F	0.95	1.30	1.35	Volts
Maximum DC reverse current $T_A=25^\circ\text{C}$ at rated DC blocking voltage $T_A=100^\circ\text{C}$	I_R	2.0 50	5.0 150		μA
Maximum reverse recovery time (NOTE 1)	t_{rr}	25	50		ns
Typical thermal resistance (NOTE 2)	$R_{\theta JA}$	35.0			$^\circ\text{C}/\text{W}$
Operating junction and storage temperature range	T_J, T_{STG}	-55 to +150			$^\circ\text{C}$

Note: 1. Reverse recovery condition $I_F=0.5\text{A}, I_R=1.0\text{A}, I_{rr}=0.25\text{A}$

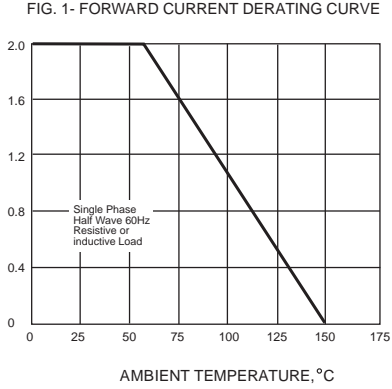
2. Thermal resistance from junction to ambient at 0.375" (9.5mm) lead length, P.C.B. mounted



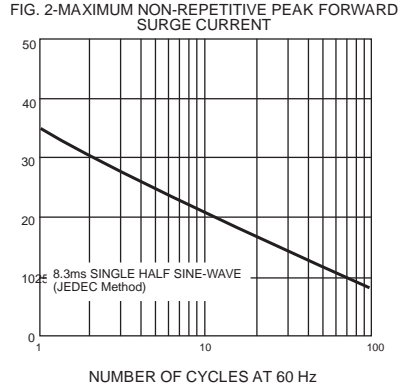
®

RATINGS AND CHARACTERISTIC CURVES MUR220 THRU MUR260

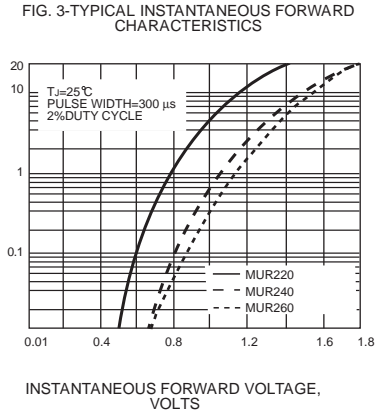
AVERAGE FORWARD RECTIFIED CURRENT, AMPERES



PEAK FORWARD SURGE CURRENT, AMPERES



INSTANTANEOUS FORWARD CURRENT, AMPERES



INSTANTANEOUS REVERSE CURRENT, MICROAMPERES

