



MUR420 THRU MUR460

ULTRA FAST RECTIFIERS

Reverse Voltage - 200 to 600 Volts Forward Current - 4.0 Amperes

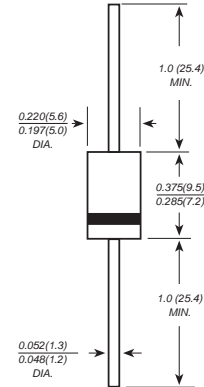
FEATURES

The plastic package carries Underwriters Laboratory
Flammability Classification 94V-0
Ultra fast switching for high efficiency
Low reverse leakage
High forward surge current capability
High temperature soldering guaranteed:
260°C/10 seconds, 0.375" (9.5mm) lead length,
5 lbs. (2.3kg) tension

MECHANICAL DATA

Case: JEDEC DO-201AD molded plastic body over passivated chip
Terminals: Plated axial leads, solderable per MIL-STD-750,
Method 2026
Polarity: Color band denotes cathode end
Mounting Position: Any
Weight: 0.04 ounce, 1.10 grams

DO-201AD



Dimensions in inches and (millimeters)

MAXIMUM RATINGS AND ELECTRICAL CHARACTERISTICS

Ratings at 25°C ambient temperature unless otherwise specified.
Single phase half-wave 60Hz, resistive or inductive load, for capacitive load current derate by 20%.

	SYMBOLS	MUR420	MUR430	MUR440	MUR460	UNITS
Maximum repetitive peak reverse voltage	V_{RRM}	200	300	400	600	VOLTS
Maximum RMS voltage	V_{RMS}	140	210	280	420	VOLTS
Maximum DC blocking voltage	V_{DC}	200	300	400	600	VOLTS
Maximum average forward rectified current 0.375" (9.5mm) lead length at $T_A=55^\circ\text{C}$	$I_{(AV)}$	4.0				Amps
Peak forward surge current 8.3ms single half sine-wave superimposed on rated load (JEDEC Method)	I_{FSM}	100				Amps
Maximum instantaneous forward voltage at 4.0A	V_F	0.89	1.28			Volts
Maximum DC reverse current $T_A=25^\circ\text{C}$ at rated DC blocking voltage $T_A=100^\circ\text{C}$	I_R	10.0 100.0				μA
Maximum reverse recovery time (NOTE 1)	t_{rr}	25	50			ns
Typical thermal resistance (NOTE 2)	$R_{\theta JA}$	28.0				$^\circ\text{C/W}$
Operating junction and storage temperature range	T_J, T_{STG}	-55 to +150				$^\circ\text{C}$

Note: 1. Reverse recovery condition $I_F=0.5\text{A}, I_R=1.0\text{A}, I_{rr}=0.25\text{A}$

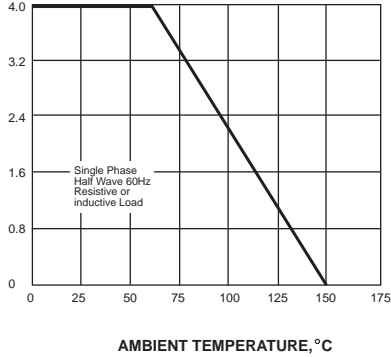
2. Thermal resistance from junction to ambient at 0.375" (9.5mm) lead length, P.C.B. mounted



RATINGS AND CHARACTERISTIC CURVES MUR420 THRU MUR460

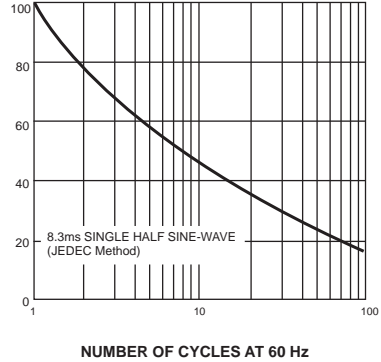
AVERAGE FORWARD RECTIFIED CURRENT,
AMPERES

FIG. 1- FORWARD CURRENT DERATING CURVE



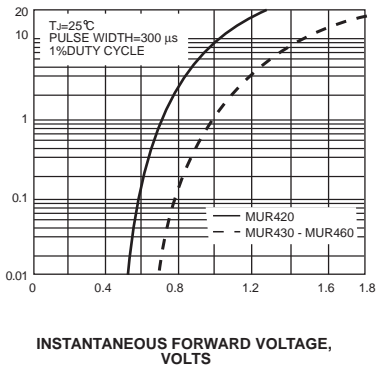
PEAK FORWARD SURGE CURRENT,
AMPERES

FIG. 2-MAXIMUM NON-REPETITIVE PEAK FORWARD SURGE CURRENT



INSTANTANEOUS FORWARD CURRENT, AMPERES

FIG. 3-TYPICAL INSTANTANEOUS FORWARD CHARACTERISTICS



INSTANTANEOUS REVERSE CURRENT, MICROAMPERES

FIG. 4-TYPICAL REVERSE CHARACTERISTICS

